



CONSULTANT MANUAL

for e-Services



TECHNICAL DRAWINGS APPROVAL

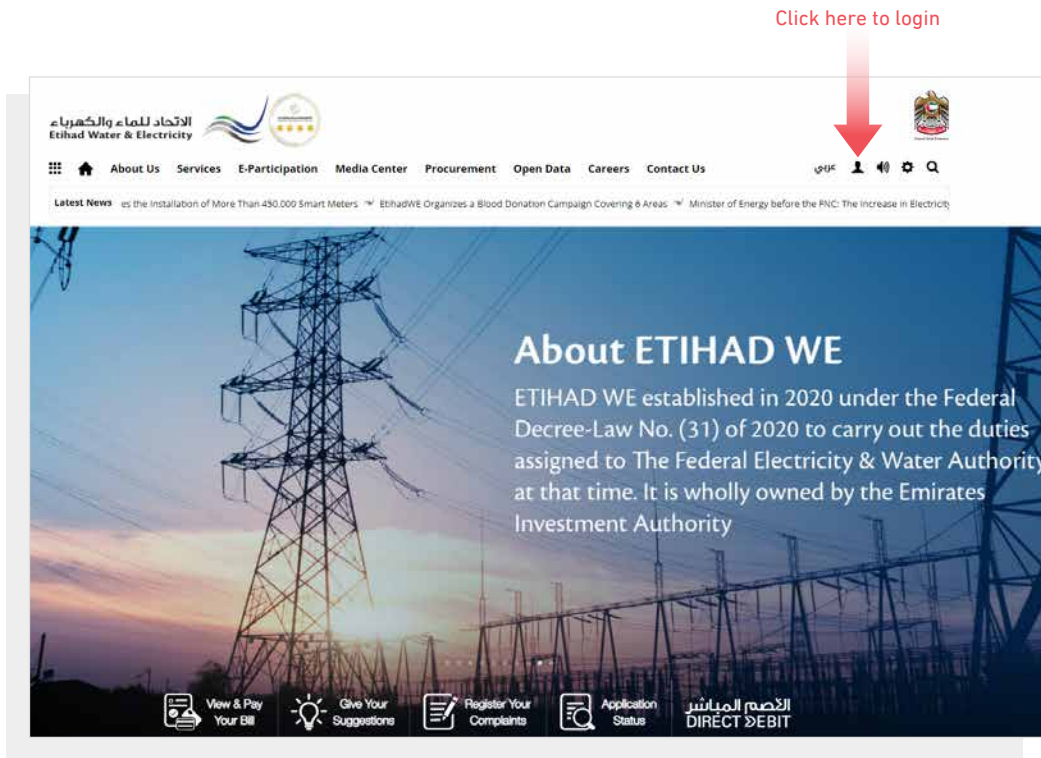
Study and approval of technical
electrical & water Drawings

“Technical Drawings Approval” is an e-service that allows the customer to apply for a study and approval of plans and specifications of the facility wiring prior to the electrical installation insuring their suitability to the specified site. Plus, checking and approving the drawings and specifications of the facility prior to supply service ensuring their compliance with the specified sites

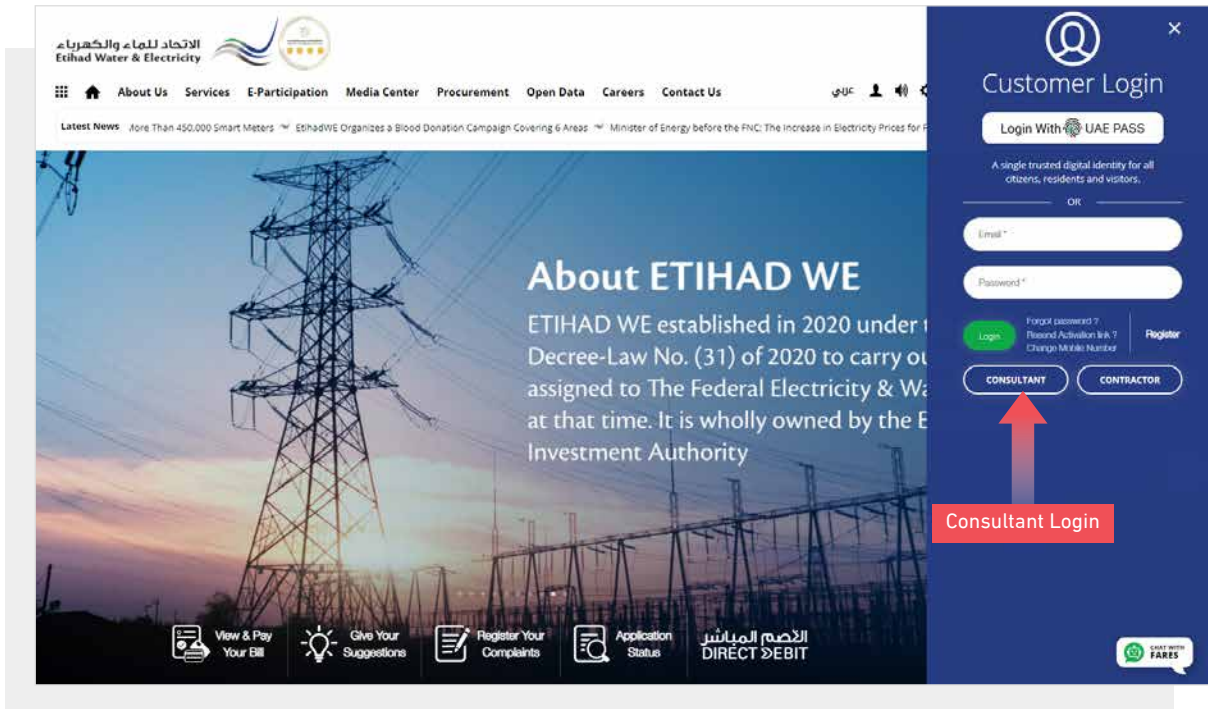
Visit Etihad WE website through the link below:

www.etihadwe.ae

Click the below shown button to open “Consultant Login” window



A “Customer Login” window will appear. Click on “Consultant” button to move to “Consultant Login” window.



In “Consultant Login” window you can login to e-Services as the following:

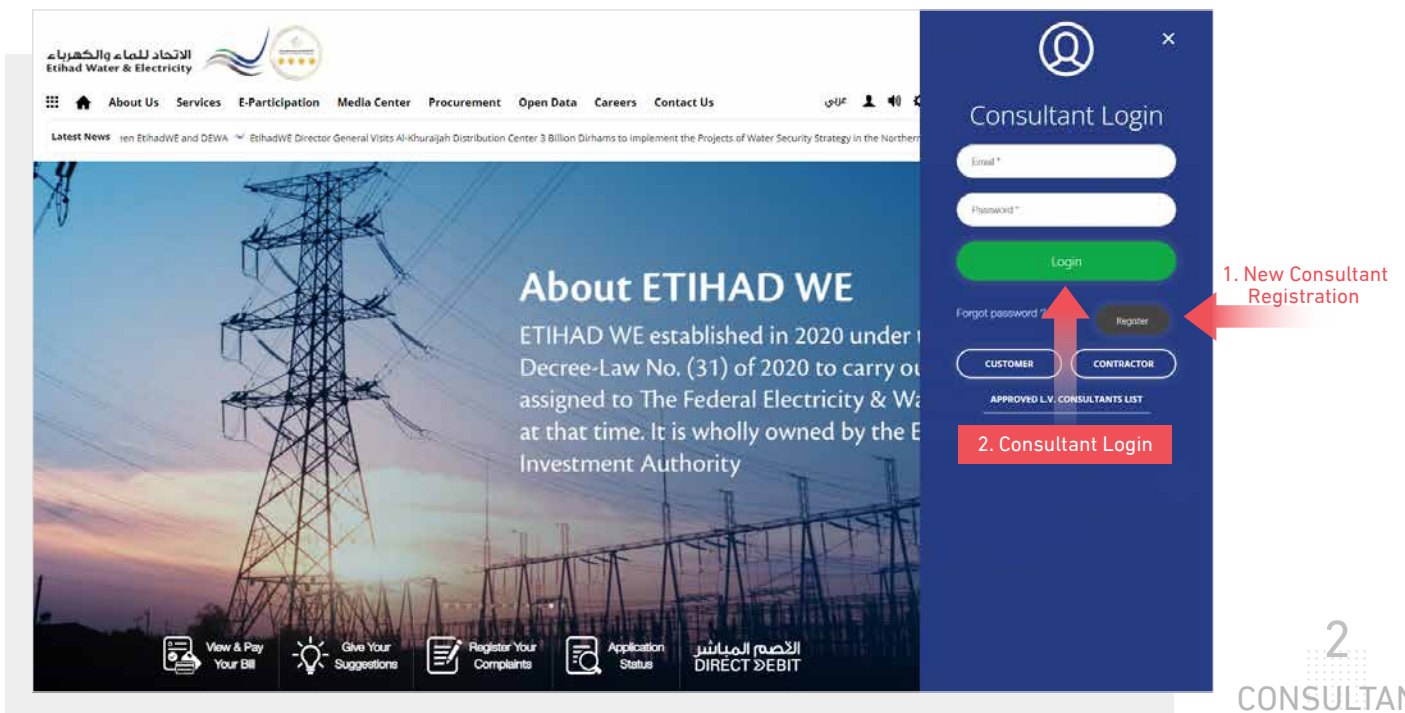
1. New Consultant Registration:

In case you are not registered in the website yet, click “Register” to start creating new account in the website. Please follow the steps of registration in the link below:

[Registration Manual -Register New Consultant - Click Here](#)

2. Registered Consultant Login

In case you are registered, enter your User Name(Email Address) and Password and click “Login” button.





When you login, you will reach e-Services dashboard
Click on “Drawing Approval (New/As Built)” button.

The screenshot shows the eServices dashboard for a Consultant. The top navigation bar includes links for Dashboard, Edit Profile, Application Status, Payment History, Download Forms, and User Manual. A 'Change Region' dropdown menu is set to 'Ajman (West-A)'. Below the navigation bar, there are four main service tiles: Land Clearance Certificate, Drawing Approval (New / As Built), Drawing Approval (Additional), and Connection Application (New / Additional). A red arrow points to the 'Drawing Approval (New / As Built)' tile. At the bottom, a message states: 'Dear Consultant Please update your data including the license obtained by FEWA and upload the license in System so you can submit or follow up the applications.'

STEP ONE: SEARCH CUSTOMER

Select from “Customer Type” list. Select “New Drawing” from “Type of Application” list, select from “ID Type” list, Insert “ID Number”. Insert “Reference No” or “Notification No” of an approved Land Clearance Certificate and click “Search” button.

The screenshot shows the 'Drawing Approval' search form. It includes the following fields and options:

- Customer Type ***: Dropdown menu with '1- Nationals & Residents' selected.
- Type of Application ***: Dropdown menu with 'New Drawing' selected.
- ID Type ***: Dropdown menu with 'Emirates ID' selected.
- ID Number ***: Text input field with '784- 7841-9624316-3' entered.
- Reference No. ***: Radio button selected next to '100002786-0422'.
- Notification No. ***: Radio button selected next to an empty field.
- Search**: A blue button at the bottom left.



STEP TWO: SEND APPLICATION

The "Reference Number" will appear automatically.

In "Owner Information" "Type" and "Eirmates ID" will be filled automatically. Fill the rest of the form.

In "Constutant Information" from will be filled automatically.

eServices > Consultant

Drawing Approval

STEP 1

STEP 2

STEP 3

1

2

3

SEARCH CUSTOMER

SEND APPLICATION

FINISH

Reference Number

100002786-0422

OWNERS INFORMATION

Type *

Nationals / Residents / Private Company

Emirates ID *

784

7841-9624316-3

Nationality *

Utd.Arab Emir.

Name (Arabic) *

محمد أحمد

Name (English) *

Mohammad Ahmed

Mobile Phone *

050

8961171

P.O. Box *

123

City *

Ajman

Email Address *

khulood.almehri@etihadwe.ae

Preferred Language *

English

Communication Preference *

*SMS

Connection Object / SFL *

1001552932

CONSULTANT INFORMATION

Consultant License *

4234234

Consultant Name (English) *

ConsultantEn

Consultant Name (Arabic) *

ConsultantAr

Mobile Phone *

0521694441

Email Address *

rahim.sharif@fewa.gov.ae

Contract Account No. *

232000000013

STEP TWO: SEND APPLICATION

In “Services and fees” form select from “Connection Type” list and “Connection Sub Category” list.

Specify the service by clicking the checkbox of “Electricity” or “Water” or Water and Electricity.

In “Fees”, “Electricity” section select the electricity loads you need and the fees will be set according to your choice.

In “Water” section select the size of the building and the fees will be set according to your choice.

The documents you need to upload will change according to what you choose from “Connection Type” list and “Connection Sub Category” list. Upload the required documents and click “Send”.

SERVICES AND FEES

Connection Type *

Residential

Connection Sub Category *

Residential Local

SERVICES

Select Type of service

☒ Electricity
 ☐ Water

FEES

Electricity	Fees
<div>Select electricity load</div> <input checked="" type="radio"/> Up to 1000 KVA	300.00
<input type="radio"/> Above 1000 KVA	3,000.00
Water	Fees
<div>Select building size</div> <input checked="" type="radio"/> Villa / Building (Single Floor)	100.00
<input type="radio"/> Multi Story Building / Commercial Complex	400.00
Total Fees (AED) [Fee will be taken at the end of the process (after completion)]	400.00

DOCUMENTS UPLOAD

1 Emirates ID : *

Choose File No file chosen

Max. File Size: 1024 KB, Supported Format: pdf

Upload

Select the file and Click "Upload"

2 Site Plan (from Municipality) *

Choose File No file chosen

Max. File Size: 1024 KB, Supported Format: pdf

Upload

3 Land Clearance Certificate *

Choose File No file chosen

Max. File Size: 1024 KB, Supported Format: pdf

Upload

4 Electrical Drawings for Building *

Choose File No file chosen

Max. File Size: 10240 KB, Supported Format: pdf

Upload

5 Water Drawings for Building *

Choose File No file chosen

Max. File Size: 10240 KB, Supported Format: pdf

Upload

Send

Back



STEP THREE: FINISH

The request has been submitted. You will receive a notification to confirm the successful submission of your application via email and SMS. Plus, you will receive an Application Reference Number so you can follow up your request status.

eServices > Consultant

Drawing Approval

STEP 1 STEP 2 STEP 3

1 2 3

SEARCH CUSTOMER SEND APPLICATION FINISH

DRAWING APPROVAL

Your Application Reference number is 100002786-0422 **Request Reference Number**

Transaction Date : 25-04-2022

[Back To Home](#)

FOLLOW UP APPLICATION STATUS

To follow up your application status click on “Application Status”.

Dashboard Edit Profile **Application Status** Payment History Download Forms User Manual

eServices > Consultant

Drawing Approval

STEP 1 STEP 2 STEP 3

1 2 3

SEARCH CUSTOMER SEND APPLICATION FINISH

DRAWING APPROVAL

Your Application Reference number is 100002786-0422

Transaction Date : 25-04-2022

[Back To Home](#)



FOLLOW UP APPLICATION STATUS

Enter your Application "Reference Number" and click "Search", and a table will appear showing the status of your application.

eServices > Consultant

Application Status

KNOW YOUR APPLICATION STATUS

Reference Number *

Search **Clear**

Customer Name	Rojin
Customer Mobile	0521813707
Emirates ID	784000000000001

DRAWING APPROVAL

Application Date	Service	Notification No.	Status	Amount	Task Details.
25-04-2022	Water	NA	Under process	0	-
25-04-2022	Electricity	NA	Under process	0	-

Application Status

End of e-Service

For Inquiry

Email: cs@etihadwe.ae

Call Center: 8003392